









# Family Technology Use Considerations for Online Learning

## A brief guide for families

**The health and safety of our students, staff and families have always been and will continue to be our top priority.** As we consider safety in our online connection, there are some digital citizenship considerations that can support your new reality.

- Remember that what you post is permanent and can be shared with others.
- Tone can be difficult to interpret, so choose your words carefully.
- Also, try to interpret the words of others in the most positive way.

	Think about what is visible by the camera. As you start a video, keep in mind what is behind you that others can see.
	If you use social media, only post photos of your own child and their work. Never post photos on social media that include faces or names of other students or the teacher. Do not record live sessions.
	Use headphones if you can. Using headphones will help maintain focus and privacy for the participants in the online conference.
	Ask questions. Make sure you understand what is expected and advocate for what you need to make this new experience as positive as possible.
	Consider how to respectfully share feedback with your child's teacher. They value your input as they plan for this new reality.
	Everyone is learning. We are all new at this! Give yourself, your child's teachers, and your child grace and patience to figure out what works and what doesn't.
	Reflect offline. Ask your child about the learning and how connecting online worked or didn't work for them.
	Report any <a href="#">cyberbullying to Austin ISD</a> .